

SMCG Plastic-Encapsulate Diodes

SK82 THRU SK820 Schottky Rectifier Diodes

Features

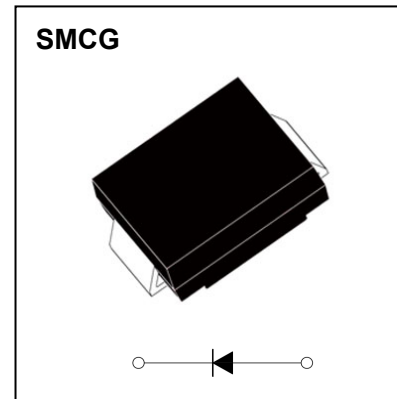
- $I_{F(AV)}$ 8A
- V_{RRM} 20V-200V
- High surge current capability
- Polarity: Color band denotes cathode

Applications

- Rectifier

Marking

- SK8X
- X : From 2 To 20



Limiting Values(Absolute Maximum Rating)

Item	Symbol	Unit	Test Conditions	SK8														
				2	3	4	5	6	8	10	15	20						
Repetitive Peak Reverse Voltage	V_{RRM}	V		20	30	40	50	60	80	100	150	200						
Maximum RMS Voltage	V_{RMS}	V		14	21	28	35	42	56	70	105	140						
Maximum DC Blocking Voltage	V_{DC}	V		20	30	40	50	60	80	100	150	200						
Average Forward Current	$I_{F(AV)}$	A	60Hz Half-sine wave, Resistance load	8.0														
Surge(Non-repetitive)Forward Current	I_{FSM}	A	60Hz Half-sine wave, 1 cycle, $T_a = 25^\circ C$	200														
Junction Temperature	T_J	$^\circ C$		-55 ~ +150														
Storage Temperature	T_{STG}	$^\circ C$		-55 ~ +150														

Electrical Characteristics ($T = 25^\circ C$ Unless otherwise specified)

Item	Symbol	Unit	Test Condition	SK8													
				2	3	4	5	6	8	10	15	20					
Peak Forward Voltage	V_F	V	$I_F = 8.0A$	0.55		0.7		0.85		0.95							
Peak Reverse Current	I_{RRM1}	mA	$V_{RM} = V_{RRM}$	$T_a = 25^\circ C$		0.5				0.1							
	I_{RRM2}			$T_a = 100^\circ C$		20				10							
Thermal Resistance(Typical)	$R_{\theta J-A}$	$^\circ C/W$	Between junction and ambient		95												
	$R_{\theta J-L}$		Between junction and terminal		8												
Juction Capacitance (Typical)	C_j	pF	Measured at 1MHZ and Applied Reverse Voltage of 4.0 V.D.C		480		360		246		175		136				

Notes:

Thermal resistance from junction to ambient and from junction to lead mounted on 1" x 1"(25.4mm x 25.4mm) FR4 PCB, double sided copper, with minimum pad layout

Typical Characteristics

FIG.1: FORWARD CURRENT DERATING CURVE

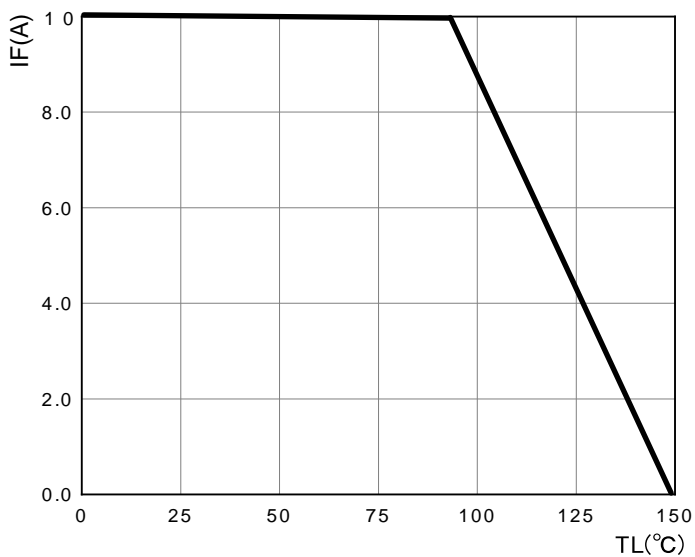
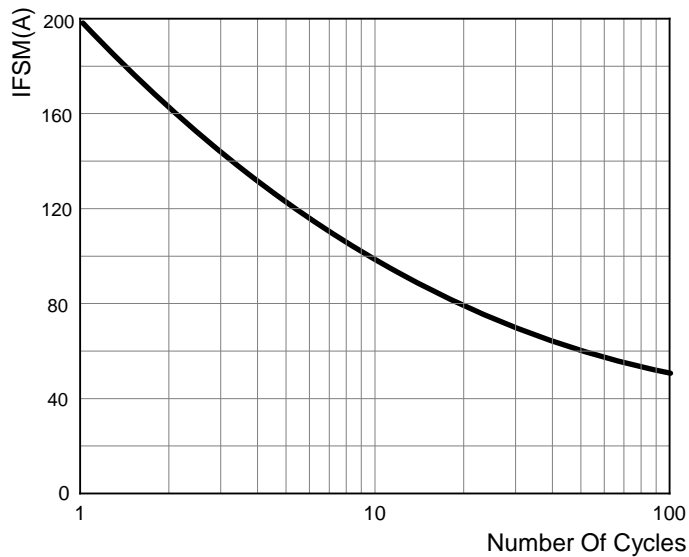
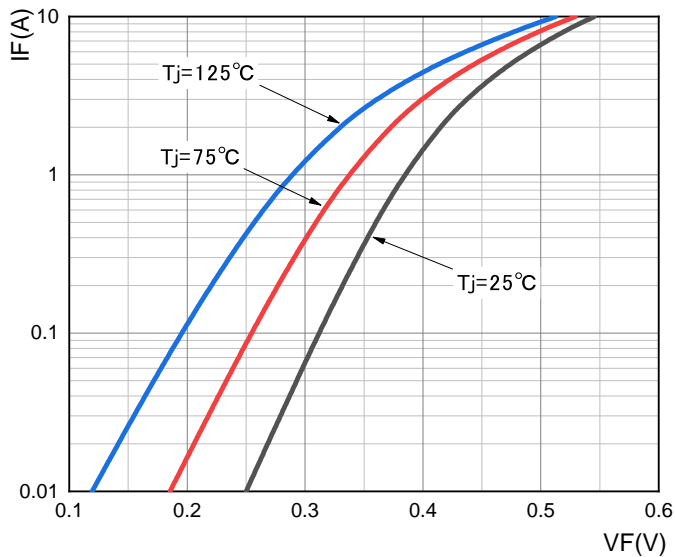


FIG.2: MAXIMUM NON-REPETITIVE FORWARD SURGE CURRENT



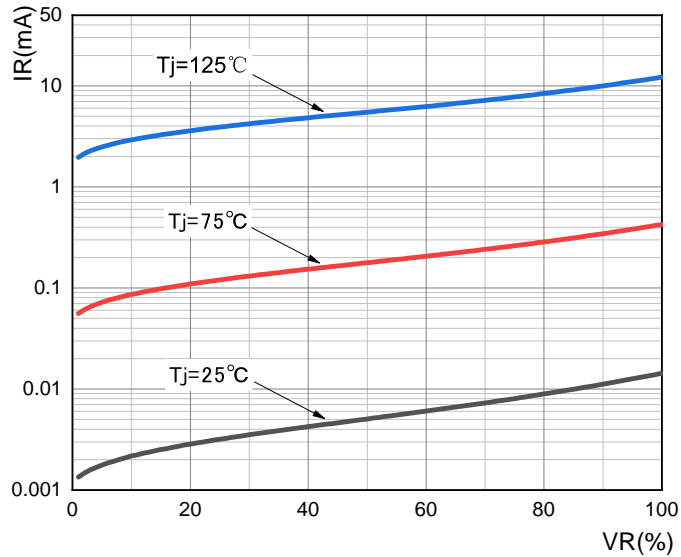
SK82-SK84

FIG.3 : TYPICAL FORWARD CHARACTERISTICS



SK82-SK84

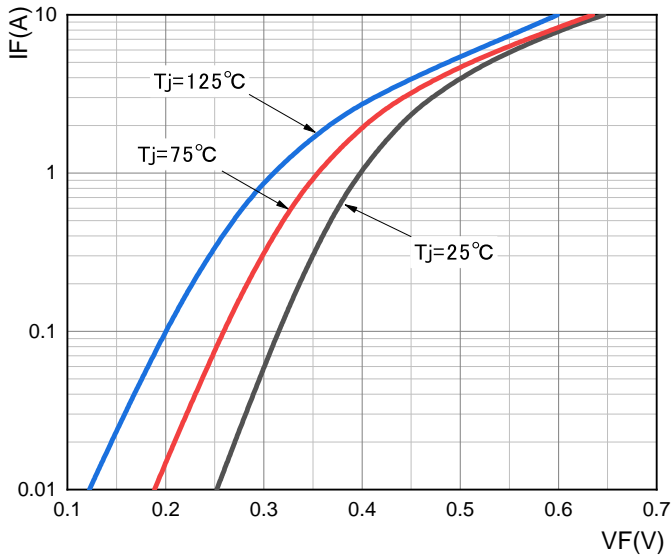
FIG.4 TYPICAL REVERSE CHARACTERISTICS



Typical Characteristics

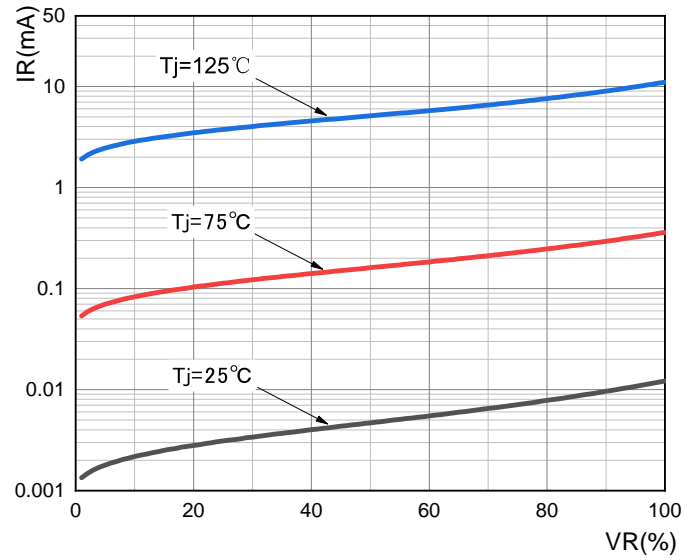
SK85-SK86

FIG.5 : TYPICAL FORWARD CHARACTERISTICS



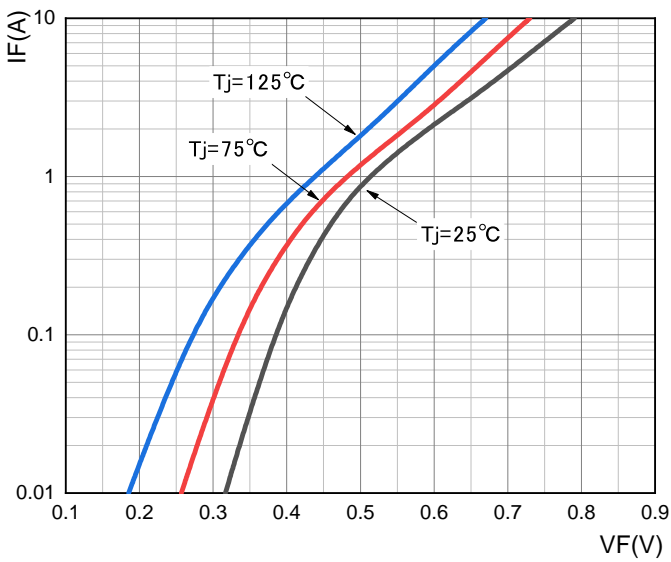
SK85-SK86

FIG.6 TYPICAL REVERSE CHARACTERISTICS



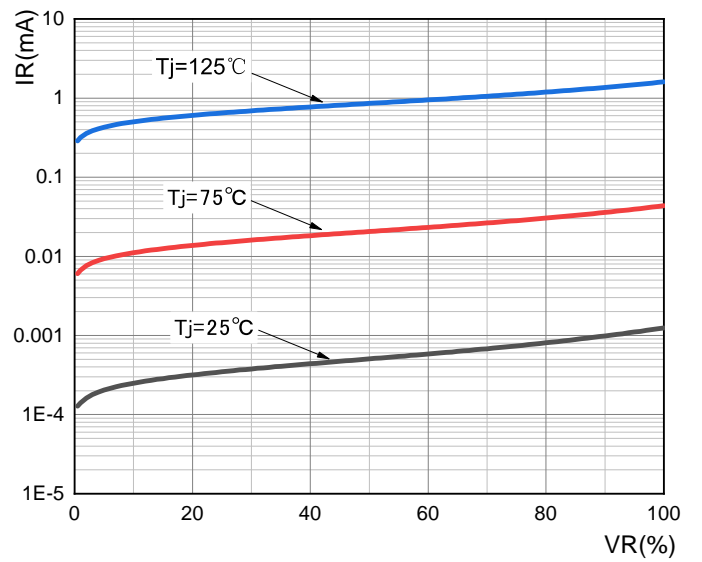
SK88-SK810

FIG.7 : TYPICAL FORWARD CHARACTERISTICS



SK88-SK810

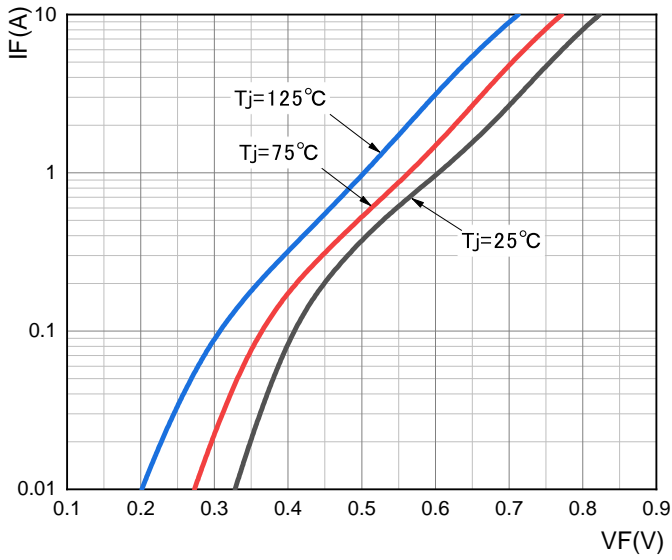
FIG.8 TYPICAL REVERSE CHARACTERISTICS



Typical Characteristics

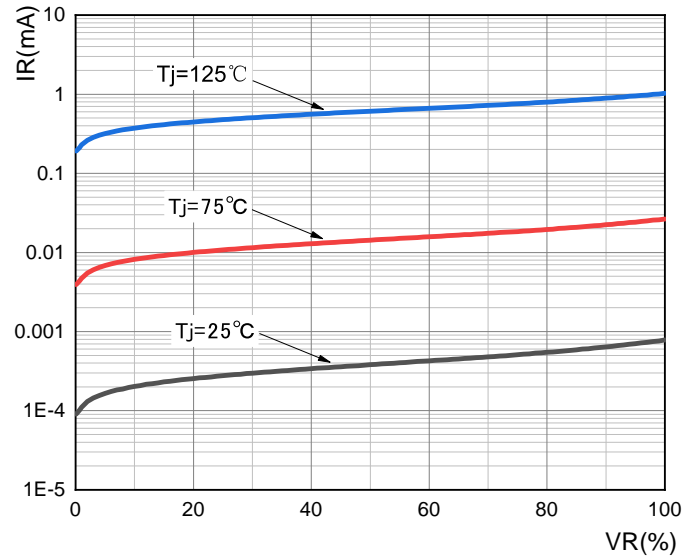
SK815

FIG.9 : TYPICAL FORWARD CHARACTERISTICS



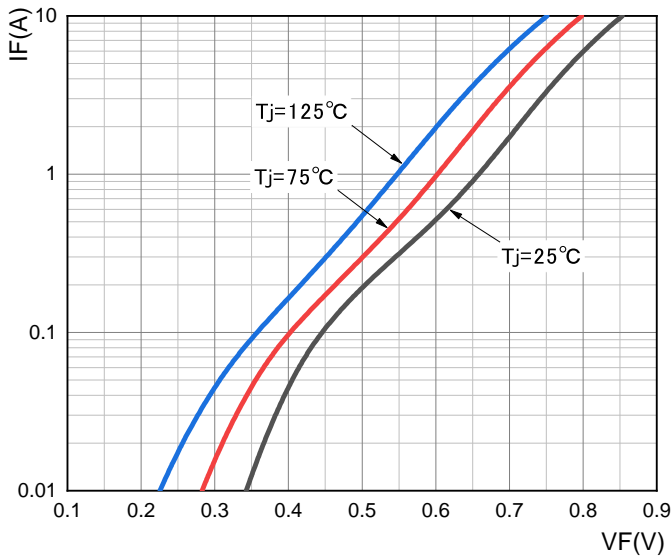
SK815

FIG.10 : TYPICAL REVERSE CHARACTERISTICS



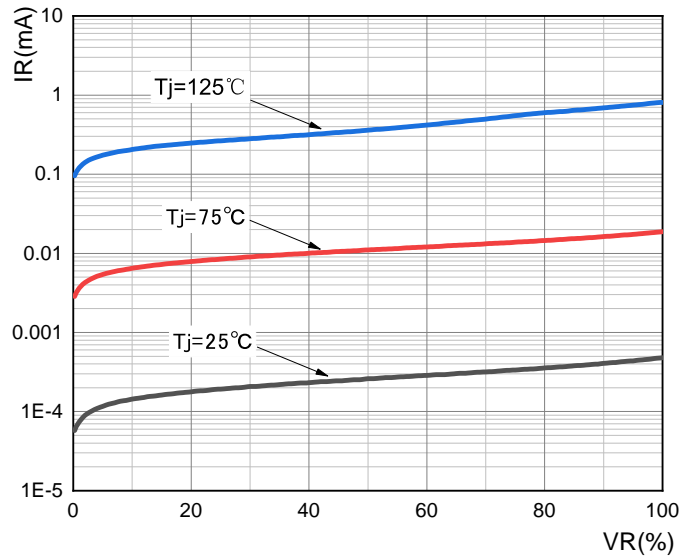
SK820

FIG.11 : TYPICAL FORWARD CHARACTERISTICS

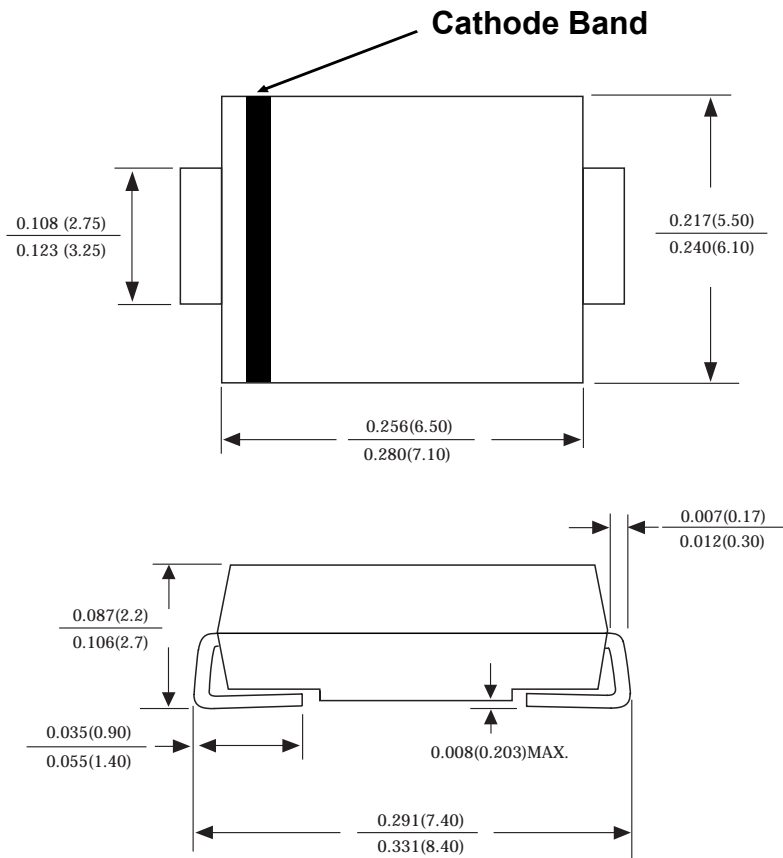


SK820

FIG.12 : TYPICAL REVERSE CHARACTERISTICS

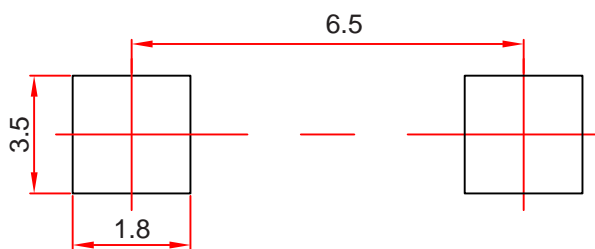


SMCG Package Outline Dimensions



Dimensions in inches and (millimeters)

SMCG Suggested Pad Layout



Note:

1. Controlling dimension: in millimeters.
2. General tolerance: ± 0.05 mm.
3. The pad layout is for reference purposes only.

NOTICE

JSCJ reserves the right to make modifications, enhancements, improvements, corrections or other changes without further notice to any product herein. JSCJ does not assume any liability arising out of the application or use of any product described herein.

Reel Taping Specifications For Surface Mount Devices-SMCG

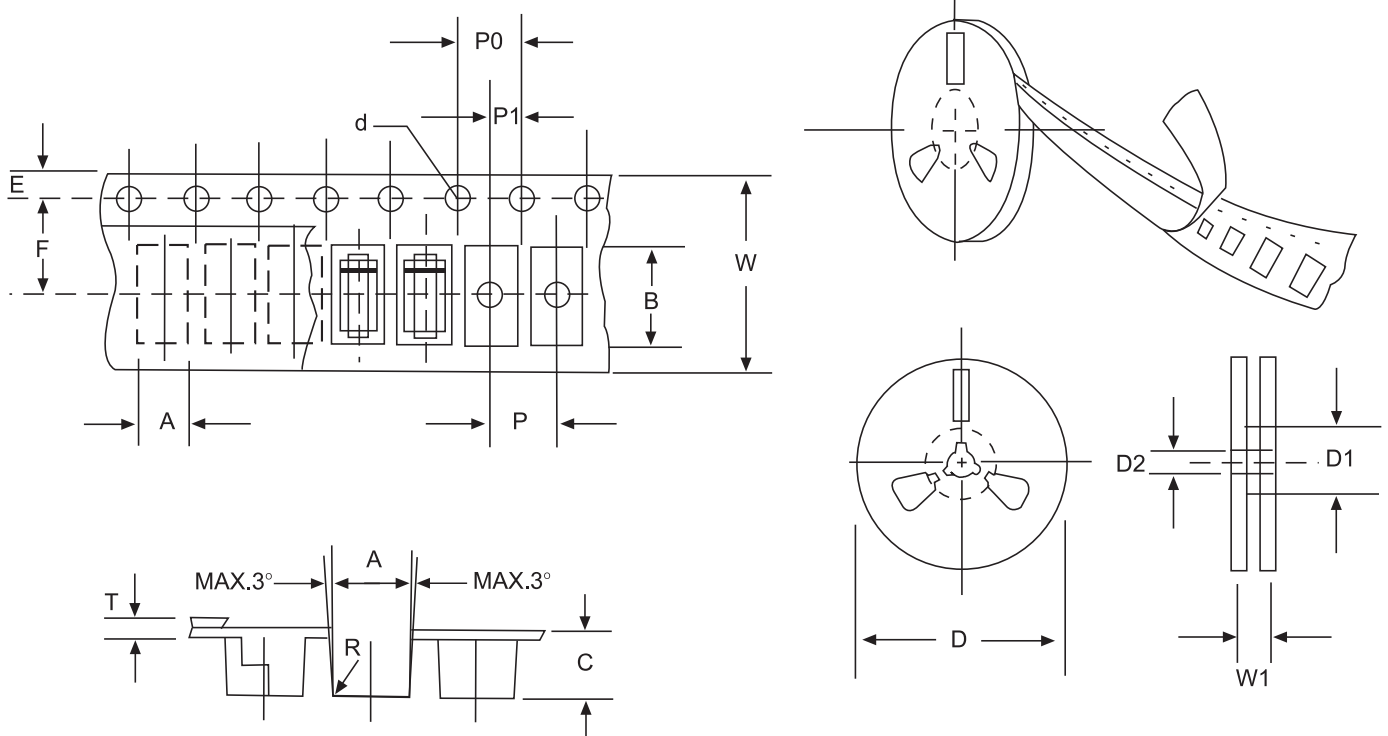


FIG: CONFIGURATION OF SURFACE MOUNTED DEVICES TAPING

ITEM	SYMBOL	SMCG mm(inch)
Carrier width	A	6.05±0.1(0.238±0.004)
Carrier length	B	8.31±0.1(0.327±0.004)
Carrier depth	C	2.70±0.1(0.106±0.004)
Sprocket hole	d	1.55±0.05(0.061±0.002)
Reel outside diameter	D	330±2.0(13±0.079)
Reel inner diameter	D1	75 ±1.0 (2.95 ±0.039)
Feed hole diameter	D2	13±0.5(0.512±0.020)
Sprocket hole position	E	1.75 ±0.1(0.069±0.004)
Punch hole position	F	7.65±0.05(0.301±0.002)
Punch hole pitch	P	8.0±0.1(0.315±0.004)
Sprocket hole pitch	P0	4.0±0.1(0.157±0.004)
Embossment center	P1	2.0±0.1(0.079±0.004)
Total tape thickness	T	0.3±0.1(0.012±0.004)
Tape width	W	16.0±0.2(0.630±0.008)
Reel width	W1	24.0±2.0(0.945±0.079)

NOTE: Devices are packed in accordance with EIA standard RS-481-A and specification given above.